

How to Choose the Right Conveyor System for Your Assembly Operation

Whether the product being manufactured is a mobile phone or an aircraft seat, the assembly processes will likely require some combination of manual and automated transfer operations. A simple but effective way to determine if a transfer operation should be automated is to consider two factors: production volume and product life cycle. A product with low or uncertain production volume and a short life cycle is often better suited for a manual transfer operation. Conversely, a product with high, stable production volume and a long life cycle is a good candidate for an automated transfer solution.

Key Insights & Considerations

- A simple way to determine if a transfer operation should be automated is to consider two factors: production volume and product life cycle.
- When the decision leads to automated transfer, consider what benefits you expect to realize by using conveyor-based transfer – for example, reduced costs, increased throughput, or a better working environment.
- Transfer application requirements can be broken down into two parts: product requirements and process requirements.
- Pallet-based conveyor systems are often the best choice for assembly operations, and their modular construction makes them scalable as requirements change.
- When determining the ROI for an automated transfer system, include ongoing factors, such as maintenance, as well as improved safety and lower changeover costs.






This decision matrix can help you choose between manual and automated production technologies. First, assess your product in terms of production volume and product life cycle. Then, chart these factors against the four main types of production solutions: manual, adaptive, fully-automated, and flexible.

When the expected volume and product life cycle make automated transfer attractive – or even necessary – for an assembly operation, the work of choosing the right conveyor system begins. But before you start exploring conveying options and specifications, the first thing you should do is answer the following question:

In some cases, automated transfer is implemented because the costs of manual transfer – including scrap or rework – are too high or too variable. Or, it may be that manual transfer operations simply can't keep up with increased volume or throughput levels. In other cases, automated transfer enables improvements in the working environment – in the form of fewer safety hazards, better access to materials, and improved ergonomics – which have been proven to increase productivity and quality.

“What benefits do we expect to see by using an automated, conveyor-based transfer system for this process?”



Application Requirements: Product versus Process

Once the expected benefits of implementing an automated conveyor system have been determined, it's time to begin defining the application requirements. Conveyor systems are inherently complex, and the task of choosing from among dozens of conveyor types and hundreds of configurations can seem daunting. But breaking the application down into two parts – product requirements and process requirements – can help simplify the analysis and guide you to the best-fit solution.

Product Requirements

Although it's common practice to start with the conveying process itself, it's important to define the product requirements first. In some cases, the physical features and nuances of the product (size, fragility, etc.) can be the determining factors when deciding which type of conveyor is best for an application.

Conveying Options for Assembly Operations

Automated conveyor systems can generally be categorized according to the type of conveying media they use: belt, flattop chain, roller chain, or powered rollers.



Belt media (flat or toothed) is ideal for transporting small parts and light payloads. Most belts feature an electrically conductive coating and are ESD-ready. Most belts are cleanroom-ready and are commonly used in “clean” applications, including medical device and electronics assembly.



Flattop chains are capable of supporting heavier payloads, and their side-flexing design makes them ideal for use with curves and for maintaining leading-edge pallet orientation. Flattop chain caps commonly overlap each other, which makes this media very “fastener-friendly.”

Product Requirements

| | |
|-------------|--|
| Type | What type of product will the conveyor be handling? Different products and industries have unique handling requirements or challenges. |
| Size | How large, physically, is the product being conveyed? |
| Shape | Does the product have any oversized dimensions (extra tall, for example) or protrusions that might interfere with the conveying system? |
| Weight | How much does the product and any associated fixturing weigh? Will the weight change at any point during transport (i.e. as additional parts are assembled)? |
| Orientation | How should the product be oriented on the conveyor? For example, should one side face a particular direction in relation to the direction of movement? |
| Fragility | Is the product sensitive to shocks? Is it perishable? |



Roller chains are available in many designs (steel, plastic, accelerating) and can be used in the most challenging environments. The power-and-free design creates a low-friction surface, allowing roller chains to convey heavy payloads. Most roller chains are also bi-directional, making them suitable for reversing applications.



Powered roller conveyors generally have the highest payload capacities and offer the most robust conveyance solutions. They're also very quiet in operation and have low maintenance requirements.

Process Requirements

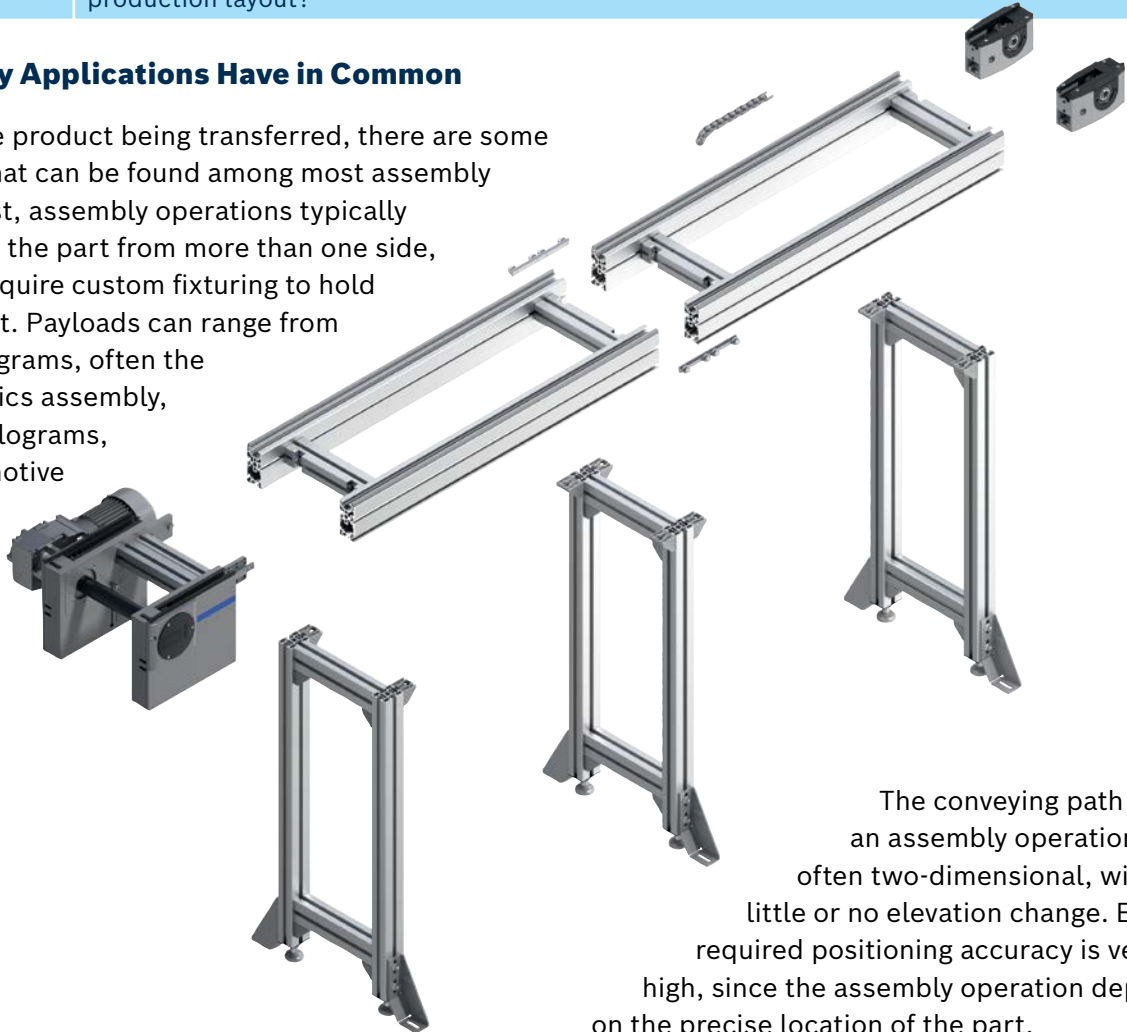
Process requirements are those that determine how the conveyor will move, such as elevation changes or curves, and the environment in which it operates.

Many of these requirements are dictated by the manufacturing facility and production goals.

| Process Requirements | |
|----------------------|--|
| Distance | How far will the product be moved? What is the distance between workstations or operations? |
| Path | Does the transport path require curves, elevation changes, stops, or diversions? |
| Speed | Does the transfer require slow and steady movements or short, rapid moves? |
| Positioning Accuracy | Does the operation require precise positioning? Or is the positioning tolerance relatively low? |
| Ambient Environment | Will the conveyor work in an extremely high- or low-temperature environment? Will there be dust, water, or other contamination in the environment? Does the conveyor need to be cleanroom, vacuum, or dryroom compliant? |
| Ergonomics | If personnel are working with product directly on the conveyor, what should its height be? What safety mechanisms are required? |
| Footprint | What floor space is available for the conveying system? Will it need to fit within an existing production layout? |

What Assembly Applications Have in Common

Regardless of the product being transferred, there are some commonalities that can be found among most assembly applications. First, assembly operations typically require access to the part from more than one side, and they often require custom fixturing to hold or secure the part. Payloads can range from as little as a few grams, often the case for electronics assembly, to hundreds of kilograms, as in many automotive processes.



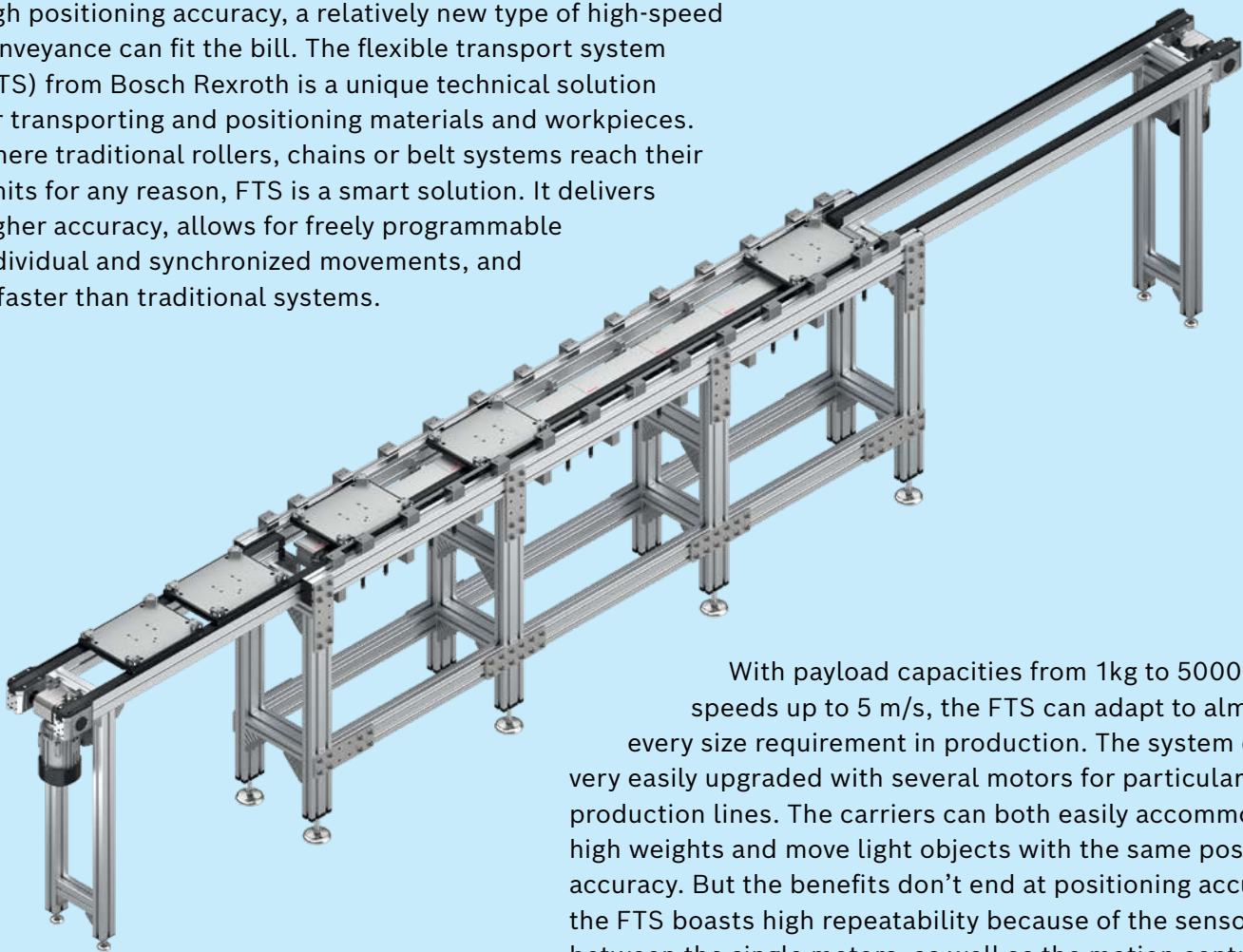
The conveying path for an assembly operation is often two-dimensional, with little or no elevation change. But the required positioning accuracy is very high, since the assembly operation depends on the precise location of the part.

Given these criteria, pallet-based conveyor systems are often the best solution for assembly applications. Pallet-based conveyors, such as Bosch Rexroth's TS Transfer Systems, are available in a range of sizes to accommodate the size, shape, and weight of the part being transferred. And they're available in belt-, chain-, and roller-driven designs to provide the required transfer speed and positioning accuracy. Pallet-based conveyors are ideal for two-dimensional transport paths with 90 and 180-degree curves, and they can accommodate small vertical transfer movements.

Another factor to consider when selecting an assembly conveyor is the scalability of the system. For example, if the product volume can potentially increase from 1,000 units per month to 10,000 units per month within a short time-frame, it will be simpler and more cost-effective to have a system that you can adapt to the new requirements – one that is scalable – rather than starting over with a new conveyor platform. Pallet-based conveyors are modular in construction, making them relatively easy to scale or reconfigure when production volumes or product requirements change.

Alternative Conveying Technologies for Extreme Transfer Requirements

When the conveying requirements include high speed and high positioning accuracy, a relatively new type of high-speed conveyance can fit the bill. The flexible transport system (FTS) from Bosch Rexroth is a unique technical solution for transporting and positioning materials and workpieces. Where traditional rollers, chains or belt systems reach their limits for any reason, FTS is a smart solution. It delivers higher accuracy, allows for freely programmable individual and synchronized movements, and is faster than traditional systems.



With payload capacities from 1kg to 5000kg and speeds up to 5 m/s, the FTS can adapt to almost every size requirement in production. The system can be very easily upgraded with several motors for particularly long production lines. The carriers can both easily accommodate high weights and move light objects with the same positioning accuracy. But the benefits don't end at positioning accuracy, the FTS boasts high repeatability because of the sensors between the single motors, as well as the motion control system. The flexibility of the FTS offers you the possibility to build your system the way you want it - whether stand alone or integrated into your production line.

Making the Case for an Automated Conveyor System

Once you've chosen the best conveyor system for your assembly application, the final step in the analysis is to weigh its benefits versus the other alternatives and demonstrate its return on investment (ROI). You defined the benefits by answering the question posed at the beginning of the analysis: "What benefits do we expect to see by using an automated, conveyor-based transfer system for this process?" Framing the answer in terms of the alternatives – i.e. manual or semi-manual transfer – is an easy task if the benefits have been clearly defined.

The return on investment, by definition, is an objective measure of the investment and quantifiable returns. It's important to remember that the investment includes not only the initial purchase price, but also the installation, operation, and maintenance costs. Likewise, the return includes additional sales and

profit from increased throughput, in addition to reduced scrap and rework costs, reduced labor costs through better ergonomics and increased safety, and lower changeover costs when product or production requirements change.

And in some cases, the "hard," quantifiable ROI factors can be supplemented by "soft" ROI factors. One example is differentiation from the competition. Customers tend to view more favorably those manufacturers who embrace technology to improve quality and reduce costs. This is especially true when the product is complex or high-value. Using a world-class system that incorporates high levels of automation can demonstrate to customers that you are committed to producing the best product possible at the lowest cost.

Bosch Rexroth Corporation
Corporate Headquarters
14001 South Lakes Drive
Charlotte, NC 28273
Telephone (800) REXROTH
(800) 739-7684
info@boschrexroth-us.com
www.boschrexroth-us.com

Evolution Motion Solutions
13835 Senlac Dr, Farmers Branch, TX 75234
800-569-9801
info@evolutionmotion.com
www.evolutionmotion.com

 www.facebook.com/BoschRexrothUS
 www.twitter.com/BoschRexrothUS
 www.youtube.com/BoschRexrothUS
 www.linkedin.com/company/bosch-rexroth-us