

### Basic features

Application	Ethernet, CAT 6A
Approval/Conformity	CE cULus WEEE

### Electrical connection

Bending radius min., fixed cable	4 x D
Bending radius min., flexible cable	8 x D
Cable	PUR Shielded Green, 0.5 m
Cable diameter D	6.20 mm ±0.20 mm
Cable, bending cycles min.	1 mil.
Conductor cross-section	26 AWG
Connection 1	M12x1-Female, straight, 8-pin, X-coded
Connection 2	RJ45-Male, straight, 8-pin
Connector 01, version	straight
Connector 02, version	straight
Number of conductors	8
Number of pins	8/8
System	Molded/Molded
Torsion stress, cable	1 million cycles (+/-180°/m)

### Electrical data

Conductor construction	4x2 twisted-pair
Conductor resistance	≤ 145 Ohm/km at 20 °C
Coupling resistance max.	1Ω /m at 100 MHz
Isolation resistance	≥ 150 MOhm x km at 20 °C
Operating capacitance	nom. 46nF/km at 1kHz
Operating voltage Ub	60 VDC / 50 VAC
Rated current (40 °C)	0.5 A
Surge impedance	100 Ohm ±22 Ohm at 100 MHz

### Environmental conditions

Cable temperature, fixed routing	-40...85 °C
Cable temperature, flexible routing	-10...60 °C
IP rating	IP67

### Material

Cable jacket material, note	Shielded
Cable jacket, material	PUR
Cable shield	Aluminum foil and copper braid
Material contact carrier	PA/PVC
Material contacts	Bronze/Brass
Material grip	PUR/PVC

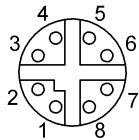
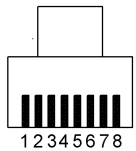
### Mechanical data

Cable jacket, color	Green
Cable length L	0.50 m

Remarks

Flame resistance acc. to IEC 60332-1  
 Halogen-free per IEC 60754  
 Enclosure rating per IEC 60529 or ISO 20653, only in screwed state with the associated mating piece.

Connector Drawings



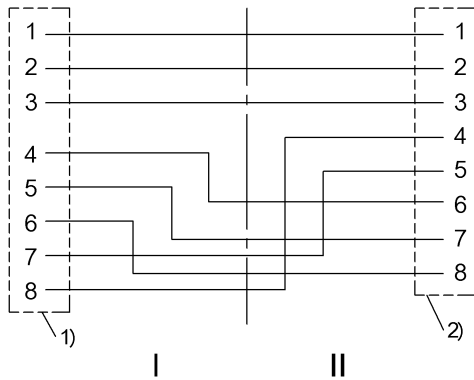
II

- PIN 1: white
- PIN 2: orange
- PIN 3: white
- PIN 4: blue
- PIN 5: white
- PIN 6: green
- PIN 7: white
- PIN 8: brown

I

- PIN 1: white
- PIN 2: orange
- PIN 3: white
- PIN 4: green
- PIN 5: white
- PIN 6: brown
- PIN 7: white
- PIN 8: blue

Wiring Diagrams (Schematic)



- 1) Shield on cover nut
- 2) Shield on housing